

Educator Titles Supporting ELO's

Yearbook Coordinator
Manager of Career Services

Athletic Director
Work-Based Learning Coordinator
ATC Program Director

Administrative Support Staff
Senior Seminar Coordinator

Mentor
ELO Coordinator
Theatre Technician
First Advisors
Transition Coordinator
Business Community Liaison
College and Career Facilitator

School Counselor

School & District Administration
Director of Student Services

Special Education Case Manager
School to Career Counselor
Media Coordinator

Parent Teacher
Industry Partner
CTE Coordinator
School to Work Coordinator
Work to Learn Coordinator

Director of Counseling
Futures Director

Adult Education Director
Senior Project Coordinator



Data Report on Extended Learning Opportunities New Hampshire Public High Schools

Last month, NHSBA launched a survey for completion by local districts requesting data on the implementation of Extended Learning Opportunities (ELO's) across the public schools of NH. The survey was motivated by a desire to gather and provide actual numbers and statistics on the realization of ELO's in NH's schools. To our knowledge, no such data has ever been assembled.

This data set represents a start to the collection of such information and should be expanded in an effort to recognize the work of local school districts. Furthermore, it should be a tool for providing greater support in enhancing opportunities that already exist, and a means for identifying obstacles to proactively and collaboratively generate solutions for existing rules and laws.

Table 1: Response Rates

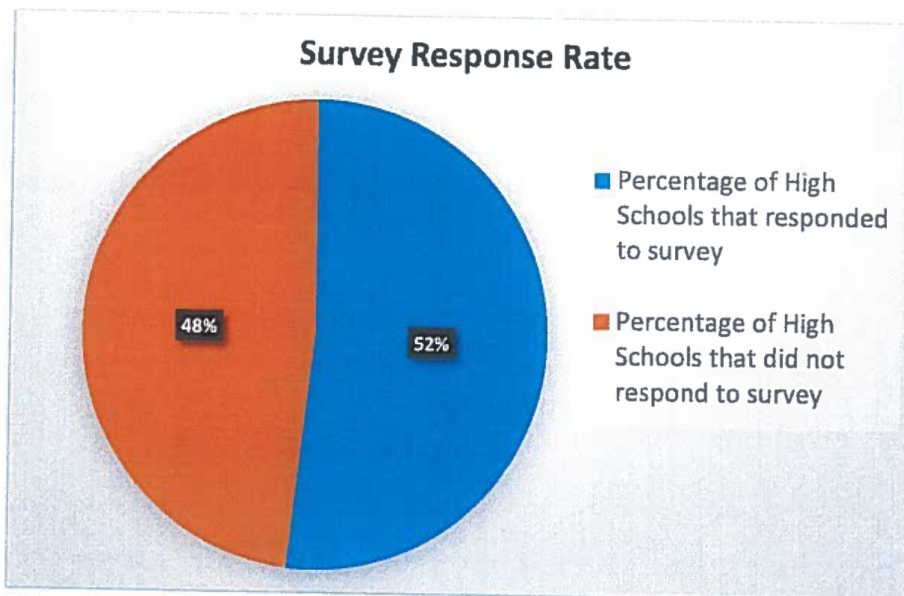


Table 1 highlights that of the 81 high schools in NH 42 responded to the survey. Providing a response rate of 52%. The total number of high schools in NH was pulled from the NHDOE website.

Table 2: Levels of ELO Implementation

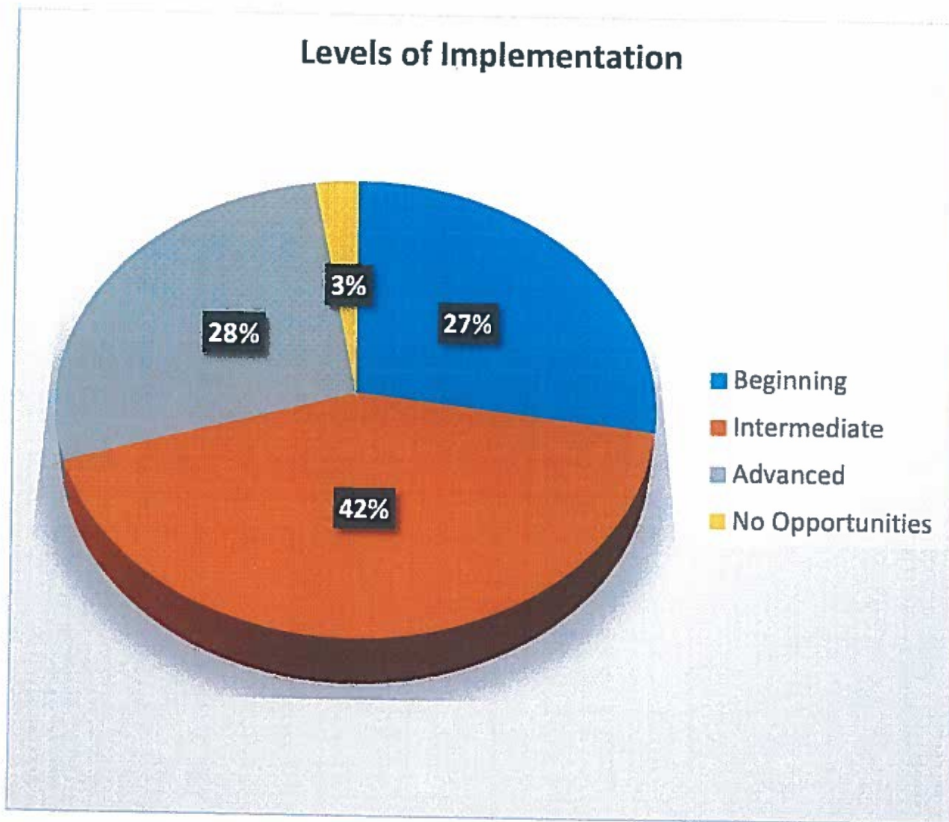


Table 2 - Of the 52% of high schools who responded to the survey most identified their schools at an intermediate level of implementation.

The three levels of implementation were defined in the survey in an effort to establish some standardization in results. Beginning to phase in opportunities; Intermediate level of implementation defined by frequent opportunities; Advanced level of implementation defined by numerous and varied opportunities. One high school reported having no opportunities.

Table 3: Number of ELO Opportunities Across 52% of NH High Schools

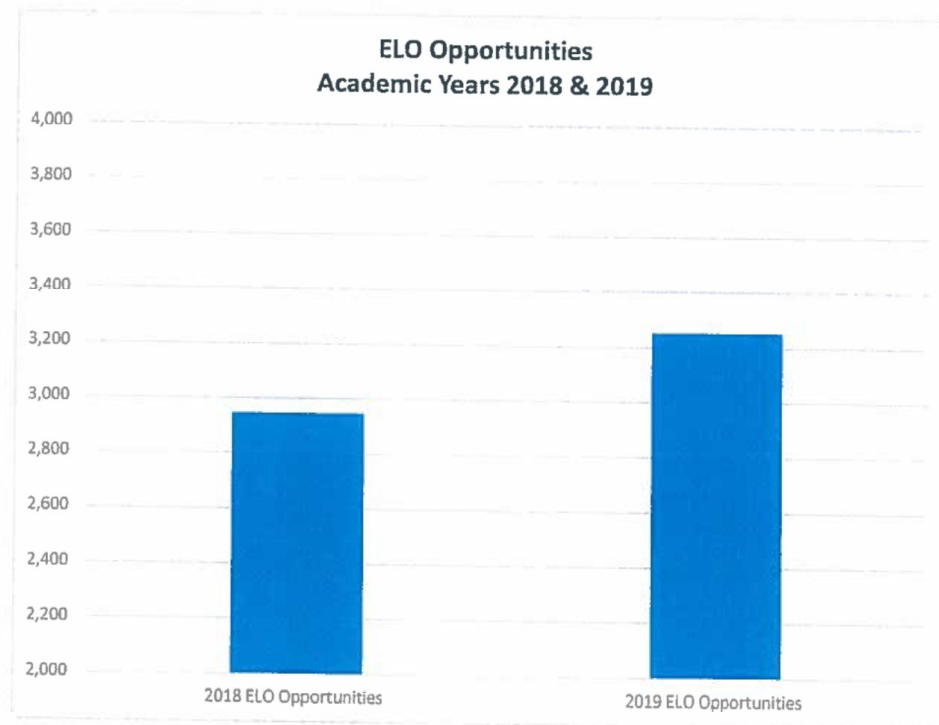


Table 3 details the raw number of ELO's implemented in 42 of 81 NH high schools during the 2018 and 2019 academic years. Over the two years a 10% increase is reported in the number of implemented opportunities.

2019 numbers are incomplete. When survey responses were submitted semester 2 numbers were not reported for many high schools. The 2019 numbers are believed to be higher. A few high schools reported estimates for the 2019 spring semester.

Conclusion

It has been reported that Learn Everywhere is necessary as a means to accelerate the implementation of ELO's because facilitation is spotty at best and exists only in pockets of the state. While these claims have been made little to no data has been provided to support such claims. This data set is merely a start and should be used as a launching point. Policy recommendations should be evidence-based and highly collaborative bringing all stakeholders to the table. Learn Everywhere is missing these two essential components of the process.